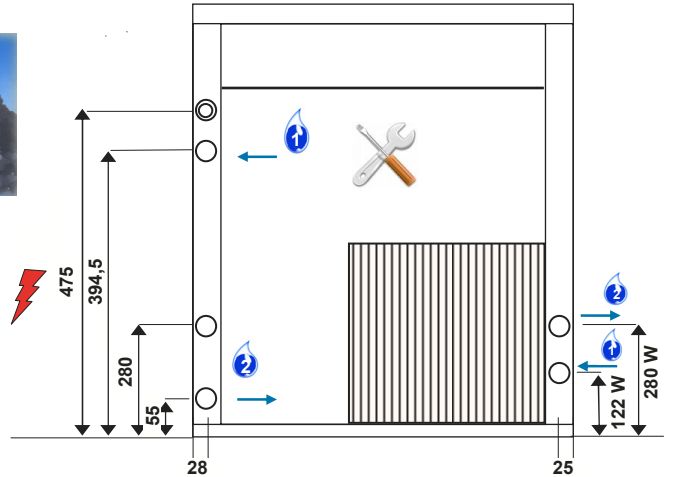




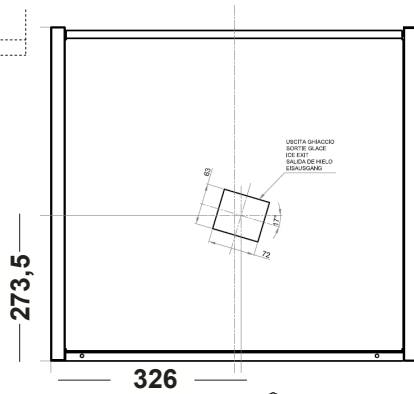
KF 300

FABBRICATORI DI GHIACCIO GRANULARE
 MACHINES À GLACE EN GRAINS
 ICE FLAKE MACHINES
 FABRICADORES DE HIELO GRANULAR
 EISFLOCKENBEREITER

SERIE **KF** 45 85 145 185 100 200 300 600 1200 2500



USCITA GHIACCIO
 SORTIE GLACE
 ICE EXIT
 SALIDA DE HIELO
 EISAUSGANG



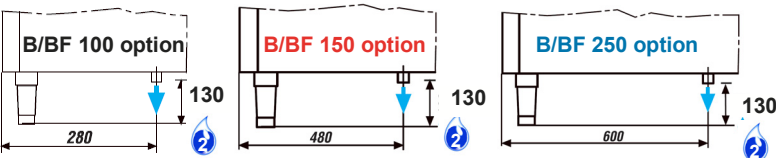
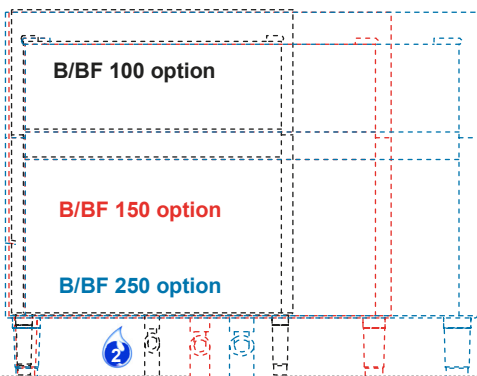
Air
 Air
 Water

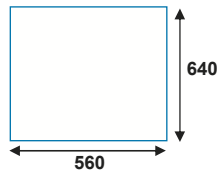
Stainless steel AISI 304

| | | |
|------------|--|--|
| L=1800 mm | | |
| ø 3/4" | | |
| ø 3/4" | | |
| 130÷140 mm | | |

| Kg / 24h - Air | | | | |
|----------------|-----|-----|-----|--|
| | 38° | 180 | 32° | |
| | 32° | 225 | 21° | |
| | 21° | 282 | 15° | |
| | 10° | 300 | 10° | |

| Kg / 24h - Water | | | | |
|------------------|-----|-----|-----|--|
| | 38° | 232 | 32° | |
| | 32° | 269 | 21° | |
| | 21° | 287 | 15° | |
| | 10° | 305 | 10° | |





Air



Water

KF 300

FABBRICATORI DI GHIACCIO GRANULARE
MACHINES À GLACE EN GRAINS
ICE FLAKE MACHINES
FABRICADORES DE HIELO GRANULAR
EISFLOCKENBEREITER

Stainless steel AISI 304

Dati tecnici – Caractéristiques techniques – Technical specifications – Datos técnicos – Technische Daten

| | | |
|---|----------------|-----------------|
| Prod.Kg/24h +10°C - Prod.Lb/24h +10°C | | 300-660 |
| Prod.Kg/24h +10°C - Prod.Lb/24h +10°C | | 305-671 |
| Contenitore/Bac/Bin/Depósito/Behälter OPTION B/BF 100 | Kg/Lb | 100-220 |
| Contenitore/Bac/Bin/Depósito/Behälter OPTION B/BF 150 | Kg/Lb | 150-330 |
| Contenitore/Bac/Bin/Depósito/Behälter OPTION B/BF 250 | Kg/Lb | 250-550 |
| Larghezza/Largeur/Width/Anchura/Breite | mm | 560 |
| Profondità/Profondeur/Depth/Profundidad/Tiefe | mm | 640 |
| Altezza/Hauteur/Height/Altura/Höhe | mm | 622 |
| Peso netto/Poids net/Net weight/Peso neto/Nettogewicht | Kg | 58 |
| Peso lordo/Poids brut/Gross weight/Peso bruto/Bruttogewicht | Kg | 63 |
| Vol. imballo/Vol.embal/Vol.(packed)/Volumen con embalaje/Verpackungsvolumen | m ³ | 0,30 |
| Alimentazione/Voltage/Voltaje/Anschlussspannung | V/Hz/ph | 230/50/1 |
| Compressore/Compresseur/Compressor/Compresor/Kompressor | HP | 3/4 |
| Compressore/Compresseur/Compressor/Compresor/Kompressor (T evap.= -10°C) | W | 1372 |
| Watt - Totale/Total/Total/Total/Gesamt (T = +43°C) | W | 920 |
| Calorie/Calorie/Calorie/Caloria/Kalorie cond. | Kcal / h | 1350 |
| Ampère - Totale/Total/Total/Total/Gesamt | A | 7 |
| Fusibile/Fusible/Recommended fuse/Fusible/Netzsicherung | A | 20 |
| Refrigerante/Réfrigérant/Cooling gas/Refrigerante/Kühlmittel | R | 290 |
| Carica/Charge/Fill/Carga/Füllmenge | Kg | 0,120 |
| eq. CO ₂ | Kg | 0,360 |
| GWP | | 3 |
| Carica/Charge/Fill/Carga/Füllmenge | Kg | 0,090 |
| eq. CO ₂ | Kg | 0,270 |
| GWP | | 3 |
| Entrata acqua/Entrée eau/Water inlet/Entrada agua/Wasseranschluß | Ø | 3/4" |
| Scarico acqua/Vidange eau/Water outlet/Desague/Wasserabfluß | Ø | 3/4" |
| Acqua/Eau/Water/Agua/Wasser - lt / h 21°C / 15°C | | 11-30 |
| Pressione acqua/Pression eau/Water pressure/Presión agua/Wasserdruck - bar | min / max | 1 - 6 |
| Temp.ambiente/Temp.ambient/Ambient temp./Temp.ambiente/Rammtemperatur - °C | min / max | 10 - 40 |
| Temp. acqua/Temp. eau/Water temp./Temp. agua/Wassertemperatur - °C | min / max | 5 - 35 |